



High Quality

Plastic Material



Bringing You
THE BEST BATHWARE
PRODUCTS

Products & Price Guide

2023 - 24



An ISO 9001:2015

Suitable For Hot And Cold Water

Finest quality control

Low Maintenance

Perfect Flow

This has been the philosophy of UMIYA PLASTIC from its inception From a Humble beginning in the year 1990, the organization has taken a giant leap with huge manufacturing unit in Ahmedabad. A dream which was conceived the mid-eighties is virtually going to turn into a reality.



TECHNICAL EDGE :

PRECISION is not only the name of the organization but it also the key word for the products offered. With ideas from the technical and experienced human minds in the organization and through the process of continuous product development, it has established itself as an entity which can deliver products with immaculate precision within time bound schedule. The company has in house tool room which is equipped with all modern machineries like fully auto Injecting moulding and robot machinery etc and it is capable of developing moulding dies for delivering Premium quality products

Trust .. Value. Commitment...













After establishing its reputation in the white goods industry (catering to multinationals like LG, PHILIPS, VIDEOCON, HINDWARE etc) the company diversified in the sanitary world and started manufacturing various items like PVC Bib Cock, Crystal, ABS, P.T.M.T All Range Material . P.T.M.T. Taps. Connection Pipes. kitchen Sinks & Bathroom Accessories The company has also been approved by BUREAU OF INDIAN STANDARD to use ISI mark on the products manufactured. Within a very short span of time the company has earned As reputation with the quality and varieties offered to the consumers. The company has a large network of distributors comprising more than 400+ across the country to make the products available with technical support and after sales service.












DIAMOND HEAVY & DELUXE CRYSTAL

Design Collection



| Description | M.R.P Pouch & Outer Box | | M.R.P Single & Master box | |
|--|----------------------------|--------------------|------------------------------|--------------------|
| | Heavy | Deluxe | Heavy | Deluxe |
|  CODE : 101 SHORT BODY | 118/- (480 PCS) | 105/- (480 PCS) | 126/- (240 PCS) | 113/- (240 PCS) |
|  CODE : 102 LONG BODY | 127/- (480 PCS) | 114/- (480 PCS) | 135/- (240 PCS) | 122/- (240 PCS) |
|  CODE : 103 NOZZLE SHORT BODY | 125/- (480 PCS) | 112/- (480 PCS) | 133/- (240 PCS) | 120/- (240 PCS) |
|  CODE : 104 FOAM FLOW SHORT BODY | 132/- (480 PCS) | 118/- (480 PCS) | 140/- (240 PCS) | 126/- (240 PCS) |
|  CODE : 105 WASHING MACHINE SHORT BODY | 127/- (480 PCS) | 114/- (480 PCS) | 135/- (240 PCS) | 122/- (240 PCS) |
|  CODE : 106 LONG BODY NOZZLE | 134/- (480 PCS) | 121/- (480 PCS) | 142/- (240 PCS) | 129/- (240 PCS) |
|  CODE : 107 LONG BODY FOAM FLOW | 140/- (480 PCS) | 127/- (480 PCS) | 149/- (240 PCS) | 135/- (240 PCS) |
|  CODE : 108 LONG BODY WASHING MACHINE | 136/- (480 PCS) | 123/- (480 PCS) | 144/- (240 PCS) | 131/- (240 PCS) |
|  CODE : 109 SHORT BODY FOAM +N/Z | 138/- (480 PCS) | 124/- (480 PCS) | 146/- (240 PCS) | 132/- (240 PCS) |
|  CODE : 110 LONG BODY FOAM + N/Z | 147/- (480 PCS) | 133/- (480 PCS) | 155/- (240 PCS) | 141/- (240 PCS) |
|  CODE : 111 SHORT BODY FOAM +N/Z + W.M | 146/- (480 PCS) | 132/- (480 PCS) | 154/- (240 PCS) | 140/- (240 PCS) |
|  CODE : 112 LONG BODY FOAM +N/Z + W.M | 155/- (480 PCS) | 141/- (480 PCS) | 163/- (240 PCS) | 149/- (240 PCS) |













| Description | M.R.P Outer Box Packing | M.R.P Single Box Packing |
|--|-------------------------------|--------------------------------|
|  CODE : 113 ITALIAN PILLAR COCK | - | 200/- (216 PCS) |
|  CODE : 114 PILLAR COCK | 118/- (480 PCS) | 126/- (240 PCS) |
|  CODE : 115 ANGLE COCK | 105/- (480 PCS) | 113/- (240 PCS) |
|  CODE : 116 TWO-WAY BIB COCK | 180/- (240 PCS) | 196/- (180 PCS) |
|  CODE : 117 TWO-WAY ANGLE COCK | 180/- (240 PCS) | 196/- (180 PCS) |
|  CODE : 118 SWAN NECK (DUCK MOUNTED) | - | 300/- (240 PCS) |
|  CODE : 119 SINK COCK (WALL MOUNTED) | - | 280/- (240 PCS) |
|  CODE : 120 DIAMOND DOLPHIN SHORT BODY CERAMIC DISC SPINDLE | | 220/- (240 PCS) |
|  CODE : 121 DIAMOND DOLPHIN LONG BODY CERAMIC DISC SPINDLE | | 240/- (240 PCS) |












| Description | M.R.P | | M.R.P | |
|--|--------------------|--------------------|---------------------|--------------------|
| | Pouch & Outer Box | | Single & Master box | |
| | Heavy | Deluxe | Heavy | Deluxe |
| CODE : 201 SHORT BODY | 138/- (480 PCS) | 125/- (480 PCS) | 146/- (240 PCS) | 133/- (240 PCS) |
| CODE : 202 LONG BODY | 147/- (480 PCS) | 134/- (480 PCS) | 155/- (240 PCS) | 142/- (240 PCS) |
| CODE : 203 NOZZLE SHORT BODY | 145/- (480 PCS) | 132/- (480 PCS) | 153/- (240 PCS) | 140/- (240 PCS) |
| CODE : 204 FOAM FLOW SHORT BODY | 152/- (480 PCS) | 138/- (480 PCS) | 160/- (240 PCS) | 146/- (240 PCS) |
| CODE : 205 WASHING MACHINE SHORT BODY | 147/- (480 PCS) | 134/- (480 PCS) | 155/- (240 PCS) | 142/- (240 PCS) |
| CODE : 206 LONG BODY NOZZLE | 154/- (480 PCS) | 141/- (480 PCS) | 162/- (240 PCS) | 149/- (240 PCS) |
| CODE : 207 LONG BODY FOAM FLOW | 161/- (480 PCS) | 147/- (480 PCS) | 169/- (240 PCS) | 155/- (240 PCS) |
| CODE : 208 LONG BODY WASHING MACHINE | 156/- (480 PCS) | 143/- (480 PCS) | 164/- (240 PCS) | 151/- (240 PCS) |
| CODE : 209 SHORT BODY FOAM +N/Z | 158/- (480 PCS) | 144/- (480 PCS) | 166/- (240 PCS) | 152/- (240 PCS) |
| CODE : 210 LONG BODY FOAM + N/Z | 167/- (480 PCS) | 153/- (480 PCS) | 175/- (240 PCS) | 161/- (240 PCS) |
| CODE : 211 SHORT BODY FOAM +N/Z + W.M | 166/- (480 PCS) | 152/- (480 PCS) | 174/- (240 PCS) | 160/- (240 PCS) |
| CODE : 212 LONG BODY FOAM +N/Z + W.M | 175/- (480 PCS) | 161/- (480 PCS) | 183/- (240 PCS) | 169/- (240 PCS) |













| Description | M.R.P Outer Box Packing | M.R.P Single Box Packing |
|---|-------------------------------|--------------------------------|
| CODE : 213 ITALIAN PILLAR COCK | - | 220/- (216 PCS) |
| CODE : 214 PILLAR COCK | 138/- (480 PCS) | 146/- (240 PCS) |
| CODE : 215 ANGLE COCK | 125/- (480 PCS) | 133/- (240 PCS) |
| CODE : 216 TWO-WAY BIB COCK | 200/- (240 PCS) | 216/- (180 PCS) |
| CODE : 217 TWO-WAY ANGLE COCK | 200/- (240 PCS) | 216/- (180 PCS) |
| CODE : 218 SWAN NECK (DUCK MOUNTED) | - | 320/- (240 PCS) |
| CODE : 219 SINK COCK (WALL MOUNTED) | - | 300/- (240 PCS) |
| CODE : 220 ROYAL DOLPHIN SHORT BODY CERAMIC DISC SPINDLE | | 220/- (240 PCS) |
| CODE : 221 ROYAL DOLPHIN LONG BODY CERAMIC DISC SPINDLE | | 240/- (240 PCS) |












| Description | M.R.P Pouch & Outer Box | | M.R.P Single & Master box | |
|--|----------------------------|--------------------|------------------------------|--------------------|
| | Heavy | Deluxe | Heavy | Deluxe |
|  CODE : 301 SHORT BODY | 112/- (480 PCS) | 100/- (480 PCS) | 120/- (240 PCS) | 108/- (240 PCS) |
|  CODE : 302 LONG BODY | 120/- (480 PCS) | 108/- (480 PCS) | 128/- (240 PCS) | 116/- (240 PCS) |
|  CODE : 303 NOZZLE SHORT BODY | 116/- (480 PCS) | 108/- (480 PCS) | 124/- (240 PCS) | 116/- (240 PCS) |
|  CODE : 304 FOAM FLOW SHORT BODY | 124/- (480 PCS) | 116/- (480 PCS) | 132/- (240 PCS) | 124/- (240 PCS) |
|  CODE : 305 WASHING MACHINE SHORT BODY | 120/- (480 PCS) | 112/- (480 PCS) | 128/- (240 PCS) | 120/- (240 PCS) |
|  CODE : 306 LONG BODY NOZZLE | 124/- (480 PCS) | 116/- (480 PCS) | 132/- (240 PCS) | 124/- (240 PCS) |
|  CODE : 307 LONG BODY FOAM FLOW | 132/- (480 PCS) | 124/- (480 PCS) | 140/- (240 PCS) | 132/- (240 PCS) |
|  CODE : 308 LONG BODY WASHING MACHINE | 128/- (480 PCS) | 120/- (480 PCS) | 136/- (240 PCS) | 128/- (240 PCS) |
|  CODE : 309 SHORT BODY FOAM +N/Z | 128/- (480 PCS) | 120/- (480 PCS) | 136/- (240 PCS) | 128/- (240 PCS) |
|  CODE : 310 LONG BODY FOAM + N/Z | 140/- (480 PCS) | 128/- (480 PCS) | 148/- (240 PCS) | 136/- (240 PCS) |
|  CODE : 311 SHORT BODY FOAM +N/Z + W.M | 136/- (480 PCS) | 128/- (480 PCS) | 144/- (240 PCS) | 136/- (240 PCS) |
|  CODE : 312 LONG BODY FOAM +N/Z + W.M | 148/- (480 PCS) | 136/- (480 PCS) | 156/- (240 PCS) | 144/- (240 PCS) |













| Description | M.R.P Outer Box Packing | M.R.P Single Box Packing |
|--|-------------------------------|--------------------------------|
|  CODE : 313 ITALIAN PILLAR COCK | - | 200/- (216 PCS) |
|  CODE : 314 PILLAR COCK | 120/- (480 PCS) | 128/- (240 PCS) |
|  CODE : 315 ANGLE COCK | 108/- (480 PCS) | 116/- (240 PCS) |
|  CODE : 316 TWO-WAY BIB COCK | 180/- (240 PCS) | 196/- (180 PCS) |
|  CODE : 317 TWO-WAY ANGLE COCK | 180/- (240 PCS) | 196/- (180 PCS) |
|  CODE : 318 SWAN NECK (DUCK MOUNTED) | - | 300/- (240 PCS) |
|  CODE : 319 SINK COCK (WALL MOUNTED) | - | 280/- (240 PCS) |
|  CODE : 320 OPEL DOLPHIN LONG BODY CERAMIC DISC SPINDLE | | 200/- (240 PCS) |
|  CODE : 321 OPEL DOLPHIN LONG BODY CERAMIC DISC SPINDLE | | 220/- (240 PCS) |












| Description | M.R.P Pouch & Outer Box | | M.R.P Single & Master box | |
|--|----------------------------|--------------------|------------------------------|--------------------|
| | Heavy | Deluxe | Heavy | Deluxe |
|  CODE : 401 SHORT BODY | 100/- (480 PCS) | 90/- (480 PCS) | 107/- (240 PCS) | 98/- (240 PCS) |
|  CODE : 402 LONG BODY | 109/- (480 PCS) | 99/- (480 PCS) | 116/- (240 PCS) | 107/- (240 PCS) |
|  CODE : 403 NOZZLE SHORT BODY | 106/- (480 PCS) | 97/- (480 PCS) | 114/- (240 PCS) | 105/- (240 PCS) |
|  CODE : 404 FOAM FLOW SHORT BODY | 113/- (480 PCS) | 104/- (480 PCS) | 121/- (240 PCS) | 111/- (240 PCS) |
|  CODE : 405 WASHING MACHINE SHORT BODY | 109/- (480 PCS) | 99/- (480 PCS) | 116/- (240 PCS) | 107/- (240 PCS) |
|  CODE : 406 LONG BODY NOZZLE | 115/- (480 PCS) | 106/- (480 PCS) | 122/- (240 PCS) | 114/- (240 PCS) |
|  CODE : 407 LONG BODY FOAM FLOW | 122/- (480 PCS) | 113/- (480 PCS) | 130/- (240 PCS) | 121/- (240 PCS) |
|  CODE : 408 LONG BODY WASHING MACHINE | 118/- (480 PCS) | 108/- (480 PCS) | 125/- (240 PCS) | 116/- (240 PCS) |
|  CODE : 409 SHORT BODY FOAM +N/Z | 119/- (480 PCS) | 110/- (480 PCS) | 127/- (240 PCS) | 118/- (240 PCS) |
|  CODE : 410 LONG BODY FOAM + N/Z | 128/- (480 PCS) | 119/- (480 PCS) | 136/- (240 PCS) | 127/- (240 PCS) |
|  CODE : 411 SHORT BODY FOAM +N/Z + W.M | 127/- (480 PCS) | 117/- (480 PCS) | 135/- (240 PCS) | 126/- (240 PCS) |
|  CODE : 412 LONG BODY FOAM +N/Z + W.M | 136/- (480 PCS) | 127/- (480 PCS) | 144/- (240 PCS) | 135/- (240 PCS) |

| Description | M.R.P Outer Box Packing | M.R.P Single Box Packing |
|---|-------------------------------|--------------------------------|
|  CODE : 413 ITALIAN PILLAR COCK | - | 188/- (216 PCS) |
|  CODE : 414 PILLAR COCK | 108/- (480 PCS) | 116/- (240 PCS) |
|  CODE : 415 ANGLE COCK | 95/- (480 PCS) | 103/- (240 PCS) |
|  CODE : 416 TWO-WAY BIB COCK | 168/- (240 PCS) | 184/- (180 PCS) |
|  CODE : 417 TWO-WAY ANGLE COCK | 168/- (240 PCS) | 184/- (180 PCS) |
|  CODE : 418 SWAN NECK (DUCK MOUNTED) | - | 288/- (240 PCS) |
|  CODE : 419 SINK COCK (WALL MOUNTED) | - | 268/- (240 PCS) |
|  CODE : 420 RANDOM DOLPHIN SHORT BODY CERAMIC DISC SPINDLE | | 208/- (240 PCS) |
|  CODE : 421 RANDOM DOLPHIN LONG BODY CERAMIC DISC SPINDLE | | 228/- (240 PCS) |













| Description | M.R.P Pouch & Outer Box | | M.R.P Single & Master box | |
|---|----------------------------|--------------------|------------------------------|--------------------|
| | Heavy | Deluxe | Heavy | Deluxe |
|  CODE : 501 SHORT BODY | 91/- (480 PCS) | 82/- (480 PCS) | 99/- (240 PCS) | 90/- (240 PCS) |
|  CODE : 502 LONG BODY | 100/- (480 PCS) | 91/- (480 PCS) | 108/- (240 PCS) | 99/- (240 PCS) |
|  CODE : 503 NOZZLE SHORT BODY | 98/- (480 PCS) | 89/- (480 PCS) | 106/- (240 PCS) | 97/- (240 PCS) |
|  CODE : 504 FOAM FLOW SHORT BODY | 105/- (480 PCS) | 95/- (480 PCS) | 113/- (240 PCS) | 103/- (240 PCS) |
|  CODE : 505 WASHING MACHINE SHORT BODY | 100/- (480 PCS) | 91/- (480 PCS) | 108/- (240 PCS) | 99/- (240 PCS) |
|  CODE : 506 LONG BODY NOZZLE | 106/- (480 PCS) | 98/- (480 PCS) | 114/- (240 PCS) | 106/- (240 PCS) |
|  CODE : 507 LONG BODY FOAM FLOW | 114/- (480 PCS) | 105/- (480 PCS) | 122/- (240 PCS) | 113/- (240 PCS) |
|  CODE : 508 LONG BODY WASHING MACHINE | 109/- (480 PCS) | 100/- (480 PCS) | 117/- (240 PCS) | 108/- (240 PCS) |
|  CODE : 509 SHORT BODY FOAM +N/Z | 111/- (480 PCS) | 101/- (480 PCS) | 119/- (240 PCS) | 109/- (240 PCS) |
|  CODE : 510 LONG BODY FOAM + N/Z | 120/- (480 PCS) | 111/- (480 PCS) | 128/- (240 PCS) | 119/- (240 PCS) |
|  CODE : 511 SHORT BODY FOAM +N/Z + W.M | 119/- (480 PCS) | 109/- (480 PCS) | 127/- (240 PCS) | 117/- (240 PCS) |
|  CODE : 512 LONG BODY FOAM +N/Z + W.M | 128/- (480 PCS) | 119/- (480 PCS) | 136/- (240 PCS) | 127/- (240 PCS) |













| Description | M.R.P Outer Box Packing | M.R.P Single Box Packing |
|---|-------------------------------|--------------------------------|
|  CODE : 513 ITALIAN PILLAR COCK | - | 180/- (216 PCS) |
|  CODE : 514 PILLAR COCK | 100/- (480 PCS) | 108/- (240 PCS) |
|  CODE : 515 ANGLE COCK | 87/- (480 PCS) | 95/- (240 PCS) |
|  CODE : 516 TWO-WAY BIB COCK | 160/- (240 PCS) | 176/- (180 PCS) |
|  CODE : 517 TWO-WAY ANGLE COCK | 160/- (240 PCS) | 176/- (180 PCS) |
|  CODE : 518 SWAN NECK (DUCK MOUNTED) | - | 280/- (240 PCS) |
|  CODE : 519 SINK COCK (WALL MOUNTED) | - | 260/- (240 PCS) |
|  CODE : 520 FANCY DOLPHIN SHORT BODY GERAMIC DISC SPINDLE | | 200/- (240 PCS) |
|  CODE : 521 FANCY DOLPHIN LONG BODY GERAMIC DISC SPINDLE | | 220/- (240 PCS) |












| Description | M.R.P Pouch & Outer Box | | M.R.P Single & Master box | |
|---|----------------------------|--------------------|------------------------------|--------------------|
| | Heavy | Deluxe | Heavy | Deluxe |
|  CODE : 601 SHORT BODY | 91/- (480 PCS) | 82/- (480 PCS) | 99/- (240 PCS) | 90/- (240 PCS) |
|  CODE : 602 LONG BODY | 100/- (480 PCS) | 91/- (480 PCS) | 108/- (240 PCS) | 99/- (240 PCS) |
|  CODE : 603 NOZZLE SHORT BODY | 98/- (480 PCS) | 89/- (480 PCS) | 106/- (240 PCS) | 97/- (240 PCS) |
|  CODE : 604 FOAM FLOW SHORT BODY | 105/- (480 PCS) | 95/- (480 PCS) | 113/- (240 PCS) | 103/- (240 PCS) |
|  CODE : 605 WASHING MACHINE SHORT BODY | 100/- (480 PCS) | 91/- (480 PCS) | 108/- (240 PCS) | 99/- (240 PCS) |
|  CODE : 606 LONG BODY NOZZLE | 106/- (480 PCS) | 98/- (480 PCS) | 114/- (240 PCS) | 106/- (240 PCS) |
|  CODE : 607 LONG BODY FOAM FLOW | 114/- (480 PCS) | 105/- (480 PCS) | 122/- (240 PCS) | 113/- (240 PCS) |
|  CODE : 608 LONG BODY WASHING MACHINE | 109/- (480 PCS) | 100/- (480 PCS) | 117/- (240 PCS) | 108/- (240 PCS) |
|  CODE : 609 SHORT BODY FOAM +N/Z | 111/- (480 PCS) | 101/- (480 PCS) | 119/- (240 PCS) | 109/- (240 PCS) |
|  CODE : 610 LONG BODY FOAM + N/Z | 120/- (480 PCS) | 111/- (480 PCS) | 128/- (240 PCS) | 119/- (240 PCS) |
|  CODE : 611 SHORT BODY FOAM +N/Z + W.M | 119/- (480 PCS) | 109/- (480 PCS) | 127/- (240 PCS) | 117/- (240 PCS) |
|  CODE : 612 LONG BODY FOAM +N/Z + W.M | 128/- (480 PCS) | 119/- (480 PCS) | 136/- (240 PCS) | 127/- (240 PCS) |

| Description | M.R.P Outer Box Packing | M.R.P Single Box Packing |
|---|-------------------------------|--------------------------------|
|  CODE : 613 ITALIAN PILLAR COCK | - | 180/- (216 PCS) |
|  CODE : 614 PILLAR COCK | 100/- (480 PCS) | 108/- (240 PCS) |
|  CODE : 615 ANGLE COCK | 87/- (480 PCS) | 95/- (240 PCS) |
|  CODE : 616 TWO-WAY BIB COCK | 160/- (240 PCS) | 176/- (180 PCS) |
|  CODE : 617 TWO-WAY ANGLE COCK | 160/- (240 PCS) | 176/- (180 PCS) |
|  CODE : 618 SWAN NECK (DUCK MOUNTED) | - | 280/- (240 PCS) |
|  CODE : 619 SINK COCK (WALL MOUNTED) | - | 260/- (240 PCS) |
|  CODE : 620 TURBO DOLPHIN SHORT BODY CERAMIC DISC SPINDLE | | 200/- (240 PCS) |
|  CODE : 621 TURBO DOLPHIN LONG BODY CERAMIC DISC SPINDLE | | 220/- (240 PCS) |





| Description | M.R.P Pouch & Outer Box | | M.R.P Single & Master box | |
|--|----------------------------|--------------------|------------------------------|--------------------|
| | Heavy | Deluxe | Heavy | Deluxe |
|  CODE : 701 SHORT BODY | 87/- (480 PCS) | 78/- (480 PCS) | 95/- (240 PCS) | 86/- (240 PCS) |
|  CODE : 702 LONG BODY | 95/- (480 PCS) | 87/- (480 PCS) | 103/- (240 PCS) | 95/- (240 PCS) |
|  CODE : 703 NOZZLE SHORT BODY | 93/- (480 PCS) | 84/- (480 PCS) | 101/- (240 PCS) | 92/- (240 PCS) |
|  CODE : 704 FOAM FLOW SHORT BODY | 100/- (480 PCS) | 91/- (480 PCS) | 108/- (240 PCS) | 99/- (240 PCS) |
|  CODE : 705 WASHING MACHINE SHORT BODY | 95/- (480 PCS) | 87/- (480 PCS) | 103/- (240 PCS) | 95/- (240 PCS) |
|  CODE : 706 LONG BODY NOZZLE | 102/- (480 PCS) | 93/- (480 PCS) | 110/- (240 PCS) | 101/- (240 PCS) |
|  CODE : 707 LONG BODY FOAM FLOW | 109/- (480 PCS) | 100/- (480 PCS) | 117/- (240 PCS) | 108/- (240 PCS) |
|  CODE : 708 LONG BODY WASHING MACHINE | 105/- (480 PCS) | 95/- (480 PCS) | 113/- (240 PCS) | 103/- (240 PCS) |
|  CODE : 709 SHORT BODY FOAM +N/Z | 106/- (480 PCS) | 97/- (480 PCS) | 114/- (240 PCS) | 105/- (240 PCS) |
|  CODE : 710 LONG BODY FOAM + N/Z | 115/- (480 PCS) | 106/- (480 PCS) | 123/- (240 PCS) | 114/- (240 PCS) |
|  CODE : 711 SHORT BODY FOAM +N/Z + W.M | 114/- (480 PCS) | 105/- (480 PCS) | 122/- (240 PCS) | 113/- (240 PCS) |
|  CODE : 712 LONG BODY FOAM +N/Z + W.M | 123/- (480 PCS) | 114/- (480 PCS) | 131/- (240 PCS) | 122/- (240 PCS) |

| Description | M.R.P Outer Box Packing | M.R.P Single Box Packing |
|--|-------------------------------|--------------------------------|
|  CODE : 713 ITALIAN PILLAR COCK | - | 180/- (216 PCS) |
|  CODE : 714 PILLAR COCK | 100/- (480 PCS) | 108/- (240 PCS) |
|  CODE : 715 ANGLE COCK | 87/- (480 PCS) | 95/- (240 PCS) |
|  CODE : 716 TWO-WAY BIB COCK | 160/- (240 PCS) | 176/- (180 PCS) |
|  CODE : 717 TWO-WAY ANGLE COCK | 160/- (240 PCS) | 176/- (180 PCS) |
|  CODE : 718 SWAN NECK (DUCK MOUNTED) | - | 280/- (240 PCS) |
|  CODE : 719 SINK COCK (WALL MOUNTED) | - | 260/- (240 PCS) |
|  CODE : 720 MOSCO DOLPHIN SHORT BODY CERAMIC DISC SPINDLE | | 200/- (240 PCS) |
|  CODE : 721 MOSCO DOLPHIN LONG BODY CERAMIC DISC SPINDLE | | 220/- (240 PCS) |

DIAMOND POLO CRYSTAL


Design Collection

| | | | |
|--|---|---|---|
|  |  |  |  |
| SHORT BODY | LONG BODY | NOZZLE SHORT BODY | FOAM FLOW SHORT BODY |
| CODE 801 | CODE 802 | CODE 803 | CODE 804 |
| Pouch & Outer Box 107 480 PCS | Pouch & Outer Box 116 480 PCS | Pouch & Outer Box 114 480 PCS | Pouch & Outer Box 120 480 PCS |
| Single & Master box 115 240 PCS | Single & Master box 124 240 PCS | Single & Master box 122 240 PCS | Single & Master box 128 240 PCS |
|  |  |  |  |
| WASHING MACHINE S/B | LONG BODY NOZZLE | LONG BODY FOAM FLOW | LONG BODY W/M |
| CODE 805 | CODE 806 | CODE 807 | CODE 808 |
| Pouch & Outer Box 116 480 PCS | Pouch & Outer Box 122 480 PCS | Pouch & Outer Box 129 480 PCS | Pouch & Outer Box 125 480 PCS |
| Single & Master box 124 240 PCS | Single & Master box 130 240 PCS | Single & Master box 137 240 PCS | Single & Master box 129 240 PCS |
|  |  |  |  |
| SHORT BODY FOAM + N/Z | LONG BODY FOAM + N/Z | SHORT BODY FOAM +N/Z + W.M | LONG BODY FOAM +N/Z + W.M |
| CODE 809 | CODE 810 | CODE 811 | CODE 812 |
| Pouch & Outer Box 126 480 PCS | Pouch & Outer Box 135 480 PCS | Pouch & Outer Box 134 480 PCS | Pouch & Outer Box 143 480 PCS |
| Single & Master box 134 240 PCS | Single & Master box 143 240 PCS | Single & Master box 142 240 PCS | Single & Master box 151 240 PCS |
|  |  |  |  |
| ITALIAN PILLAR COCK | PILLAR COCK | ANGLE COCK | TWO-WAY BIB COCK |
| CODE 813 | CODE 814 | CODE 815 | CODE 816 |
| - | Pouch & Outer Box 118 480 PCS | Pouch & Outer Box 105 480 PCS | Pouch & Outer Box 180 240 PCS |
| Single & Master box 200 216 PCS | Single & Master box 126 240 PCS | Single & Master box 113 240 PCS | Single & Master box 196 180 PCS |
|  |  |  | |
| TWO-WAY ANGLE COCK | SWAN NECK (DUCK MOUNTED) | SINK COCK (WALL MOUNTED) | |
| CODE 817 | CODE 818 | CODE 819 | |
| Pouch & Outer Box 180 240 PCS | - | - | |
| Single & Master box 196 180 PCS | Single box 300 240 PCS | Single box 280 240 PCS | |



ROYAL POLO CRYSTAL






Design Collection


| | | | |
|--|---|---|---|
|  |  |  |  |
| SHORT BODY | LONG BODY | NOZZLE SHORT BODY | FOAM FLOW SHORT BODY |
| CODE 901 | CODE 902 | CODE 903 | CODE 904 |
| Pouch & Outer Box 127 480 PCS | Pouch & Outer Box 136 480 PCS | Pouch & Outer Box 134 480 PCS | Pouch & Outer Box 140 480 PCS |
| Single & Master box 135 240 PCS | Single & Master box 144 240 PCS | Single & Master box 142 240 PCS | Single & Master box 148 240 PCS |
|  |  |  |  |
| WASHING MACHINE S/B | LONG BODY NOZZLE | LONG BODY FOAM FLOW | LONG BODY W/M |
| CODE 905 | CODE 906 | CODE 907 | CODE 908 |
| Pouch & Outer Box 136 480 PCS | Pouch & Outer Box 142 480 PCS | Pouch & Outer Box 149 480 PCS | Pouch & Outer Box 144 480 PCS |
| Single & Master box 144 240 PCS | Single & Master box 150 240 PCS | Single & Master box 157 240 PCS | Single & Master box 153 240 PCS |
|  |  |  |  |
| SHORT BODY FOAM + N/Z | LONG BODY FOAM + N/Z | SHORT BODY FOAM +N/Z + W.M | LONG BODY FOAM +N/Z + W.M |
| CODE 909 | CODE 910 | CODE 911 | CODE 912 |
| Pouch & Outer Box 146 480 PCS | Pouch & Outer Box 155 480 PCS | Pouch & Outer Box 154 480 PCS | Pouch & Outer Box 163 480 PCS |
| Single & Master box 154 240 PCS | Single & Master box 163 240 PCS | Single & Master box 162 240 PCS | Single & Master box 171 240 PCS |
|  |  |  |  |
| ITALIAN PILLAR COCK | PILLAR COCK | ANGLE COCK | TWO-WAY BIB COCK |
| CODE 913 | CODE 914 | CODE 915 | CODE 916 |
| - | Pouch & Outer Box 138 480 PCS | Pouch & Outer Box 125 480 PCS | Pouch & Outer Box 200 240 PCS |
| Single & Master box 220 216 PCS | Single & Master box 146 240 PCS | Single & Master box 133 240 PCS | Single & Master box 216 180 PCS |
|  |  |  | |
| TWO-WAY ANGLE COCK | SWAN NECK (DUCK MOUNTED) | SINK COCK (WALL MOUNTED) | |
| CODE 917 | CODE 918 | CODE 919 | |
| Pouch & Outer Box 200 240 PCS | - | - | |
| Single & Master box 216 180 PCS | Single box 320 240 PCS | Single box 300 240 PCS | |



POLO TYP




















Design Collection


| | | | |
|--|---|---|---|
|  |  |  |  |
| SHORT BODY | LONG BODY | NOZZLE SHORT BODY | FOAM FLOW SHORT BODY |
| CODE 1001 | CODE 1002 | CODE 1003 | CODE 1004 |
| Pouch & Outer Box 80 480 PCS | Pouch & Outer Box 88 480 PCS | Pouch & Outer Box 84 480 PCS | Pouch & Outer Box 92 480 PCS |
| Single & Master box 88 240 PCS | Single & Master box 96 240 PCS | Single & Master box 92 240 PCS | Single & Master box 100 240 PCS |
|  |  |  |  |
| WASHING MACHINE S/B | LONG BODY NOZZLE | LONG BODY FOAM FLOW | LONG BODY W/M |
| CODE 1005 | CODE 1006 | CODE 1007 | CODE 1008 |
| Pouch & Outer Box 88 480 PCS | Pouch & Outer Box 96 480 PCS | Pouch & Outer Box 100 480 PCS | Pouch & Outer Box 96 480 PCS |
| Single & Master box 96 240 PCS | Single & Master box 104 240 PCS | Single & Master box 108 240 PCS | Single & Master box 104 240 PCS |
|  |  |  |  |
| SHORT BODY FOAM + N/Z | LONG BODY FOAM + N/Z | SHORT BODY FOAM +N/Z + W.M | LONG BODY FOAM +N/Z + W.M |
| CODE 1009 | CODE 1010 | CODE 1011 | CODE 1012 |
| Pouch & Outer Box 100 480 PCS | Pouch & Outer Box 108 480 PCS | Pouch & Outer Box 108 480 PCS | Pouch & Outer Box 112 480 PCS |
| Single & Master box 108 240 PCS | Single & Master box 116 240 PCS | Single & Master box 116 240 PCS | Single & Master box 120 240 PCS |
|  |  |  |  |
| ITALIAN PILLAR COCK | PILLAR COCK | ANGLE COCK | TWO-WAY BIB COCK |
| CODE 1013 | CODE 1014 | CODE 1015 | CODE 1016 |
| - | Pouch & Outer Box 96 480 PCS | Pouch & Outer Box 80 480 PCS | Pouch & Outer Box 160 240 PCS |
| Single & Master box 180 216 PCS | Single & Master box 104 240 PCS | Single & Master box 88 240 PCS | Single & Master box 176 180 PCS |
|  |  |  | |
| TWO-WAY ANGLE COCK | SWAN NECK (DUCK MOUNTED) | SINK COCK (WALL MOUNTED) | |
| CODE 1017 | CODE 1018 | CODE 1019 | |
| Pouch & Outer Box 160 240 PCS | - | - | |
| Single & Master box 176 180 PCS | Single box 280 240 PCS | Single box 260 240 PCS | |



RANDOM POLO


Design Collection

| | | | |
|--|---|---|---|
|  |  |  |  |
| SHORT BODY | LONG BODY | NOZZLE SHORT BODY | FOAM FLOW SHORT BODY |
| CODE 1101 | CODE 1102 | CODE 1103 | CODE 1104 |
| Pouch & Outer Box 88 480 PCS | Pouch & Outer Box 96 480 PCS | Pouch & Outer Box 92 480 PCS | Pouch & Outer Box 100 480 PCS |
| Single & Master box 96 240 PCS | Single & Master box 104 240 PCS | Single & Master box 100 240 PCS | Single & Master box 108 240 PCS |
|  |  |  |  |
| WASHING MACHINE S/B | LONG BODY NOZZLE | LONG BODY FOAM FLOW | LONG BODY W/M |
| CODE 1105 | CODE 1106 | CODE 1107 | CODE 1108 |
| Pouch & Outer Box 96 480 PCS | Pouch & Outer Box 104 480 PCS | Pouch & Outer Box 108 480 PCS | Pouch & Outer Box 104 480 PCS |
| Single & Master box 104 240 PCS | Single & Master box 112 240 PCS | Single & Master box 116 240 PCS | Single & Master box 112 240 PCS |
|  |  |  |  |
| SHORT BODY FOAM + N/Z | LONG BODY FOAM + N/Z | SHORT BODY FOAM +N/Z + W.M | LONG BODY FOAM +N/Z + W.M |
| CODE 1109 | CODE 1110 | CODE 1111 | CODE 1112 |
| Pouch & Outer Box 108 480 PCS | Pouch & Outer Box 116 480 PCS | Pouch & Outer Box 116 480 PCS | Pouch & Outer Box 120 480 PCS |
| Single & Master box 116 240 PCS | Single & Master box 124 240 PCS | Single & Master box 124 240 PCS | Single & Master box 128 240 PCS |
|  |  |  |  |
| ITALIAN PILLAR COCK | PILLAR COCK | ANGLE COCK | TWO-WAY BIB COCK |
| CODE 1113 | CODE 1114 | CODE 1115 | CODE 1116 |
| - | Pouch & Outer Box 104 480 PCS | Pouch & Outer Box 88 480 PCS | Pouch & Outer Box 168 240 PCS |
| Single & Master box 188 216 PCS | Single & Master box 112 240 PCS | Single & Master box 96 240 PCS | Single & Master box 184 180 PCS |
|  |  |  | |
| TWO-WAY ANGLE COCK | SWAN NECK (DUCK MOUNTED) | SINK COCK (WALL MOUNTED) | |
| CODE 1117 | CODE 1118 | CODE 1119 | |
| Pouch & Outer Box 168 240 PCS | - | - | |
| Single & Master box 184 180 PCS | Single box 288 240 PCS | Single box 268 240 PCS | |



OPEL POLO

Design Collection

| | | | |
|--|---|---|---|
|  |  |  |  |
| SHORT BODY | LONG BODY | NOZZLE SHORT BODY | FOAM FLOW SHORT BODY |
| CODE 1201 | CODE 1202 | CODE 1203 | CODE 1204 |
| Pouch & Outer Box 107 480 PCS | Pouch & Outer Box 115 480 PCS | Pouch & Outer Box 113 480 PCS | Pouch & Outer Box 120 480 PCS |
| Single & Master box 115 240 PCS | Single & Master box 123 240 PCS | Single & Master box 121 240 PCS | Single & Master box 128 240 PCS |
|  |  |  |  |
| WASHING MACHINE S/B | LONG BODY NOZZLE | LONG BODY FOAM FLOW | LONG BODY W/M |
| CODE 1205 | CODE 1206 | CODE 1207 | CODE 1208 |
| Pouch & Outer Box 115 480 PCS | Pouch & Outer Box 122 480 PCS | Pouch & Outer Box 129 480 PCS | Pouch & Outer Box 125 480 PCS |
| Single & Master box 123 240 PCS | Single & Master box 130 240 PCS | Single & Master box 157 240 PCS | Single & Master box 132 240 PCS |
|  |  |  |  |
| SHORT BODY FOAM + N/Z | LONG BODY FOAM + N/Z | SHORT BODY FOAM + N/Z + W.M | LONG BODY FOAM + N/Z + W.M |
| CODE 1209 | CODE 1210 | CODE 1211 | CODE 1212 |
| Pouch & Outer Box 126 480 PCS | Pouch & Outer Box 135 480 PCS | Pouch & Outer Box 135 480 PCS | Pouch & Outer Box 143 480 PCS |
| Single & Master box 134 240 PCS | Single & Master box 143 240 PCS | Single & Master box 142 240 PCS | Single & Master box 151 240 PCS |
|  |  |  |  |
| ITALIAN PILLAR COCK | PILLAR COCK | ANGLE COCK | TWO-WAY BIB COCK |
| CODE 1213 | CODE 1214 | CODE 1215 | CODE 1216 |
| - | Pouch & Outer Box 124 480 PCS | Pouch & Outer Box 111 480 PCS | Pouch & Outer Box 180 240 PCS |
| Single & Master box 200 216 PCS | Single & Master box 132 240 PCS | Single & Master box 119 240 PCS | Single & Master box 196 180 PCS |
|  |  |  | |
| TWO-WAY ANGLE COCK | SWAN NECK (DUCK MOUNTED) | SINK COCK (WALL MOUNTED) | |
| CODE 1217 | CODE 1218 | CODE 1219 | |
| Pouch & Outer Box 180 240 PCS | - | - | |
| Single & Master box 196 180 PCS | Single box 300 240 PCS | Single box 280 240 PCS | |



HEAVY & DELUXE KING

Design Collection

| | | | |
|--|---|---|---|
|  |  |  |  |
| SHORT BODY | LONG BODY | NOZZLE SHORT BODY | FOAM FLOW SHORT BODY |
| CODE 1301 | CODE 1302 | CODE 1303 | CODE 1304 |
| Pouch & Outer Box 82 480 PCS | Pouch & Outer Box 91 480 PCS | Pouch & Outer Box 89 480 PCS | Pouch & Outer Box 95 480 PCS |
| Single & Master box 90 240 PCS | Single & Master box 99 240 PCS | Single & Master box 97 240 PCS | Single & Master box 103 240 PCS |
|  |  |  |  |
| WASHING MACHINE S/B | LONG BODY NOZZLE | LONG BODY FOAM FLOW | LONG BODY W/M |
| CODE 1305 | CODE 1306 | CODE 1307 | CODE 1308 |
| Pouch & Outer Box 91 480 PCS | Pouch & Outer Box 98 480 PCS | Pouch & Outer Box 104 480 PCS | Pouch & Outer Box 100 480 PCS |
| Single & Master box 99 240 PCS | Single & Master box 106 240 PCS | Single & Master box 112 240 PCS | Single & Master box 108 240 PCS |
|  |  |  |  |
| SHORT BODY FOAM + N/Z | LONG BODY FOAM + N/Z | SHORT BODY FOAM + N/Z + W.M | LONG BODY FOAM + N/Z + W.M |
| CODE 1309 | CODE 1310 | CODE 1311 | CODE 1312 |
| Pouch & Outer Box 101 480 PCS | Pouch & Outer Box 111 480 PCS | Pouch & Outer Box 109 480 PCS | Pouch & Outer Box 118 480 PCS |
| Single & Master box 109 240 PCS | Single & Master box 118 240 PCS | Single & Master box 117 240 PCS | Single & Master box 126 240 PCS |
|  |  |  |  |
| ITALIAN PILLAR COCK | PILLAR COCK | ANGLE COCK | TWO-WAY BIB COCK |
| CODE 1313 | CODE 1314 | CODE 1315 | CODE 1316 |
| - | Pouch & Outer Box 100 480 PCS | Pouch & Outer Box 87 480 PCS | Pouch & Outer Box 160 240 PCS |
| Single & Master box 180 216 PCS | Single & Master box 108 240 PCS | Single & Master box 95 240 PCS | Single & Master box 176 180 PCS |
|  |  |  | |
| TWO-WAY ANGLE COCK | SWAN NECK (DUCK MOUNTED) | SINK COCK (WALL MOUNTED) | |
| CODE 1317 | CODE 1318 | CODE 1319 | |
| Pouch & Outer Box 160 240 PCS | - | - | |
| Single & Master box 176 180 PCS | Single box 280 240 PCS | Single box 260 240 PCS | |



SQUARE HEAVY & CROSS HEAVY

Design Collection

| | | | |
|--|---|---|---|
|  |  |  |  |
| SHORT BODY | LONG BODY | NOZZLE SHORT BODY | FOAM FLOW SHORT BODY |
| CODE 1401 | CODE 1402 | CODE 1403 | CODE 1404 |
| Pouch & Outer Box 88 480 PCS | Pouch & Outer Box 96 480 PCS | Pouch & Outer Box 94 480 PCS | Pouch & Outer Box 101 480 PCS |
| Single & Master box 96 240 PCS | Single & Master box 104 240 PCS | Single & Master box 102 240 PCS | Single & Master box 110 240 PCS |
|  |  |  |  |
| WASHING MACHINE S/B | LONG BODY NOZZLE | LONG BODY FOAM FLOW | LONG BODY W/M |
| CODE 1405 | CODE 1406 | CODE 1407 | CODE 1408 |
| Pouch & Outer Box 96 480 PCS | Pouch & Outer Box 103 480 PCS | Pouch & Outer Box 109 480 PCS | Pouch & Outer Box 105 480 PCS |
| Single & Master box 104 240 PCS | Single & Master box 111 240 PCS | Single & Master box 117 240 PCS | Single & Master box 113 240 PCS |
|  |  |  |  |
| SHORT BODY FOAM + N/Z | LONG BODY FOAM + N/Z | SHORT BODY FOAM + N/Z + W.M | LONG BODY FOAM + N/Z + W.M |
| CODE 1409 | CODE 1410 | CODE 1411 | CODE 1412 |
| Pouch & Outer Box 107 480 PCS | Pouch & Outer Box 116 480 PCS | Pouch & Outer Box 115 480 PCS | Pouch & Outer Box 123 480 PCS |
| Single & Master box 115 240 PCS | Single & Master box 124 240 PCS | Single & Master box 125 240 PCS | Single & Master box 131 240 PCS |
|  |  |  |  |
| ITALIAN PILLAR COCK | PILLAR COCK | ANGLE COCK | TWO-WAY BIB COCK |
| CODE 1413 | CODE 1414 | CODE 1415 | CODE 1416 |
| - | Pouch & Outer Box 96 480 PCS | Pouch & Outer Box 83 480 PCS | Pouch & Outer Box 160 240 PCS |
| Single & Master box 180 216 PCS | Single & Master box 104 240 PCS | Single & Master box 91 240 PCS | Single & Master box 176 180 PCS |
|  |  |  | |
| TWO-WAY ANGLE COCK | SWAN NECK (DUCK MOUNTED) | SINK COCK (WALL MOUNTED) | |
| CODE 1417 | CODE 1418 | CODE 1419 | |
| Pouch & Outer Box 160 240 PCS | - | - | |
| Single & Master box 176 180 PCS | Single box 280 240 PCS | Single box 260 240 PCS | |



H ARNI-COCK (T-TYPE) & CROSS POLO TYPE

Design Collection


| | | | |
|--|---|---|---|
|  |  |  |  |
| SHORT BODY | LONG BODY | NOZZLE SHORT BODY | FOAM FLOW SHORT BODY |
| CODE 1501 | CODE 1502 | CODE 1503 | CODE 1504 |
| Pouch & Outer Box 78 480 PCS | Pouch & Outer Box 87 480 PCS | Pouch & Outer Box 84 480 PCS | Pouch & Outer Box 91 480 PCS |
| Single & Master box 86 240 PCS | Single & Master box 95 240 PCS | Single & Master box 92 240 PCS | Single & Master box 99 240 PCS |
|  |  |  |  |
| WASHING MACHINE S/B | LONG BODY NOZZLE | LONG BODY FOAM FLOW | LONG BODY W/M |
| CODE 1505 | CODE 1506 | CODE 1507 | CODE 1508 |
| Pouch & Outer Box 87 480 PCS | Pouch & Outer Box 93 480 PCS | Pouch & Outer Box 100 480 PCS | Pouch & Outer Box 95 480 PCS |
| Single & Master box 95 240 PCS | Single & Master box 101 240 PCS | Single & Master box 108 240 PCS | Single & Master box 103 240 PCS |
|  |  |  |  |
| SHORT BODY FOAM + N/Z | LONG BODY FOAM + N/Z | SHORT BODY FOAM + N/Z + W.M | LONG BODY FOAM + N/Z + W.M |
| CODE 1509 | CODE 1510 | CODE 1511 | CODE 1512 |
| Pouch & Outer Box 97 480 PCS | Pouch & Outer Box 106 480 PCS | Pouch & Outer Box 105 480 PCS | Pouch & Outer Box 114 480 PCS |
| Single & Master box 105 240 PCS | Single & Master box 114 240 PCS | Single & Master box 113 240 PCS | Single & Master box 122 240 PCS |
|  |  |  |  |
| ITALIAN PILLAR COCK | PILLAR COCK | ANGLE COCK | TWO-WAY BIB COCK |
| CODE 1513 | CODE 1514 | CODE 1515 | CODE 1516 |
| - | Pouch & Outer Box 100 480 PCS | Pouch & Outer Box 87 480 PCS | Pouch & Outer Box 160 240 PCS |
| Single & Master box 180 216 PCS | Single & Master box 108 240 PCS | Single & Master box 95 240 PCS | Single & Master box 176 180 PCS |
|  |  |  | |
| TWO-WAY ANGLE COCK | SWAN NECK (DUCK MOUNTED) | SINK COCK (WALL MOUNTED) | |
| CODE 1517 | CODE 1518 | CODE 1519 | |
| Pouch & Outer Box 160 240 PCS | - | - | |
| Single & Master box 176 180 PCS | Single box 280 240 PCS | Single box 260 240 PCS | |






1601 SHORT BODY

520/- 240 PCS



1602 LONG BODY

580/- 240 PCS



1603 ANGLE COCK

520/- 240 PCS



1604 PILLAR COCK

620/- 160 PCS



1605 TWO WAY BIB COCK

900/- 160 PCS



1606 TWO WAY ANGLE COCK

900/- 160 PCS



1607 SWAN COCK

1120/- 240 PCS



1608 SINK COCK

1080/- 240 PCS



1609 CENTER HOLE MIXTURE (SWAN MIXTURE)

3000/- 100 PCS



1610 SINK MIXTURE

2600/- 100 PCS



1611 NON TELEPHONIC MIXTURE

2600/- 100 PCS



Note - Ceramic Disc Spindle (Can also Use hot water)

IVORY & YELLOW



Specially Design
S.S.-304 Insert to give
extra Strength

GALAXY DESIGN

CLASSIC DESIGN



| CODE | NAME | GALAXY DESIGN | CLASSIC DESIGN | MRP SINGLE + MASTER | PACKING |
|------|-----------------------|---------------|----------------|------------------------|---------|
| 1701 | DOLPHIN SHORT BODY | | | 300/- | 240 |
| 1702 | DOLPHIN LONG BODY | | | 320/- | 240 |
| 1703 | SHORT BODY | | | 220/- | 240 |
| 1704 | LONG BODY | | | 240/- | 240 |
| 1705 | SHORT FF +N/Z | | | 240/- | 240 |
| 1706 | SHORT WASHING MACHINE | | | 232/- | 240 |
| 1707 | LONG FF +N/Z | | | 260/- | 240 |
| 1708 | LONG WASHING MACHINE | | | 252/- | 240 |
| 1709 | ITALLIAN PILLAR COCK | | | 280/- | 216 |
| 1710 | ANGLE COCK | | | 220/- | 240 |
| 1711 | TWO WAY COCK | | | 300/- | 180 |
| 1712 | TWO WAY ANGLE COCK | | | 300/- | 180 |
| 1713 | SWAN NECK | | | 500/- | 240 |
| 1714 | SINK COCK | | | 520/- | 240 |




| CODE | NAME | RIVA DESIGN | OMEGA DESIGN | MRP SINGLE + MASTER | PACKING |
|------|-----------------------|-------------|--------------|---------------------|---------|
| 1801 | DOLPHINE SHORT BODY | | | 300/- | 240 |
| 1802 | DOLPHINE LONG BODY | | | 320/- | 240 |
| 1803 | SHORT BODY | | | 220/- | 240 |
| 1804 | LONG BODY | | | 240/- | 240 |
| 1805 | SHORT FF +N/Z | | | 240/- | 240 |
| 1806 | SHORT WASHING MACHINE | | | 232/- | 240 |
| 1807 | LONG FF +N/Z | | | 260/- | 240 |
| 1808 | LONG WASHING MACHINE | | | 252/- | 240 |
| 1809 | ITALLIAN PILLAR COCK | | | 280/- | 216 |
| 1810 | ANGLE COCK | | | 220/- | 240 |
| 1811 | TWO WAY COCK | | | 300/- | 180 |
| 1812 | TWO WAY ANGLE COCK | | | 300/- | 180 |
| 1813 | SWAN NECK | | | 500/- | 240 |
| 1814 | SINK COCK | | | 520/- | 240 |





OTHER COCK & TAPPER COCK

Design Collection

| CODE | NAME | PRODUCTS | MRP | PACKING |
|------|---------------------------------------|--|-------|--------------------------|
| 1901 | LIGHT POLO SHORT (POLO BRAND) |  | 60/- | 576 PCS |
| 1902 | LIGHT POLO LONG (POLO BRAND) |  | 68/- | 480 PCS |
| 1903 | LIGHT POLO ANGLE (POLO BRAND) |  | 60/- | 576 PCS |
| 1904 | LIGHT POLO TWO-WAY (POLO BRAND) |  | 160/- | 200 PCS |
| 1905 | LIGHT POLO TWO-WAY ANGLE (POLO BRAND) |  | 160/- | 200 PCS |
| 1906 | LIGHT POLO SWAN NECK (POLO BRAND) |  | 220/- | 200 PCS |
| 1907 | LIGHT POLO SINK COCK (POLO BRAND) |  | 220/- | 200 PCS |
| 1908 | ZIBRA BIB COCK |  | 72/- | 600 PCS POUCH PACKING |
| 1909 | ZIBRA LONG BIB COCK |  | 80/- | 500 PCS POUCH PACKING |
| 1910 | SMALL COCK |  | 60/- | 600 PCS POUCH PACKING |
| 1911 | SMALL N/Z |  | 66/- | 600 PCS POUCH PACKING |
| 1912 | SMALL FOAM FLOW |  | 72/- | 600 PCS POUCH PACKING |
| 1913 | UPVC N/Z COCK |  | 44/- | 600 PCS |
| 1914 | R-O COCK SHORT |  | 30/- | 500 PCS |
| 1915 | R-O COCK LONG |  | 34/- | 400 PCS |
| 1916 | JUG TAP |  | 56/- | 500 PCS |
| 1917 | KENT COCK |  | 40/- | 400 PCS |
| 1918 | PUSH COCK |  | 66/- | 840 PCS |
| 1919 | T-COCK |  | 172/- | 200 DOZEN |
| 1920 | MEDIUM HEAVY PAN |  | 240/- | 200 DOZEN |
| 1921 | DELUXE HEAVY PAN |  | 272/- | 100 DOZEN |
| 1922 | SMALL PAN & MINI HANDY |  | 172/- | 200 DOZEN |

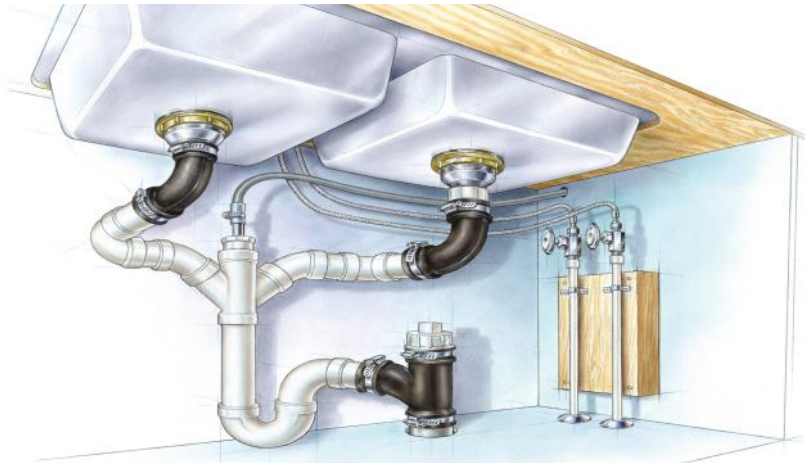
ABS SHOWER & OTHER PRODUCTS *Design Collection*



| CODE | NAME | PRODUCTS | MRP | PACKING |
|------|-------------------------------|--|-------------|-------------|
| 2001 | ABS HEAVY ULTRA SHOWER 5X5 |  | 264/- | 160 PCS |
| 2002 | ABS HEAVY ULTRA SHOWER 4X4 |  | 180/- | 200 PCS |
| 2003 | ABS HEAVY ULTRA SHOWER 6X6 |  | 300/- | 160 PCS |
| 2004 | NEXA SHOER |  | 200/- | 200 PCS |
| 2005 | ABS CLASSIC SHOWER |  | 272/- | 200 PCS |
| 2006 | HEAVY ROUND SHOWER |  | 180/- | 200 PCS |
| 2007 | SONET SHOWER 3X4 |  | 160/- | 200 PCS |
| 2008 | DELUXE ROUND SHOWER |  | 144/- | 200 PCS |
| 2009 | SOLAR SHOWER SHORT & LONG |  | 44/- & 56/- | 750/500 PCS |
| 2010 | 3 IN ONE UDPTOR |  | 19.20/- | 1150 PCS |
| 2011 | FAN SHOWER |  | 20/- | 1440 PCS |
| 2012 | PICHARI (MULTI USE SPRINKLER) |  | 52/- | 1150 PCS |
| 2013 | HEAVY CANCED CAP |  | 4/- | 5000 PCS |
| 2014 | EXTENSION NIPPLE |  | 24/- | 1250 PCS |
| 2015 | HEX NIPPLE |  | 7.20/- | 2000 PCS |

WASTE PIPE & COUPLING

Design Collection



HEAVY BRADDED WASTE PIPE

| CODE | SIZE | MRP | PACKING |
|------|-----------|-------|---------|
| 2101 | 2.50 FEET | 148/- | 240 PCS |
| | 3.00 FEET | 172/- | 240 PCS |



HEAVY SUPER FLOW WASTE PIPE

| CODE | SIZE | MRP | PACKING |
|------|-----------|------|---------|
| 2102 | 2.50 FEET | 76/- | 300 PCS |
| | 3.00 FEET | 84/- | 300 PCS |



HEAVY MAGIC WASTE PIPE

| CODE | SIZE | MRP | PACKING |
|------|-----------|------|---------|
| 2103 | 2.50 FEET | 44/- | 350 PCS |



40MM ROYAL MAGIC PIPE

| CODE | SIZE | MRP | PACKING |
|------|--------|------|---------|
| 2104 | 3 FEET | 96/- | 400 PCS |



FLEXIBLE WASTE PIPE

| CODE | SIZE | MRP | PACKING |
|------|-----------|------|---------|
| 2105 | 2.50 FEET | 30/- | 600 PCS |
| | 3.00 FEET | 36/- | 600 PCS |



WASHING MACHINE SEMI INLET PIPE

| CODE | SIZE | MRP | PACKING |
|------|---------|-------|---------|
| 2106 | 1.5 MTR | 80/- | 300 PCS |
| | 2 MTR | 84/- | 250 PCS |
| | 3 MTR | 108/- | 200 PCS |



WASHING MACHINE SEMI OUTLET PIPE

| CODE | SIZE | MRP | PACKING |
|------|---------|-------|---------|
| 2107 | 1.5 MTR | 88/- | 200 PCS |
| | 2 MTR | 112/- | 150 PCS |
| | 3 MTR | 144/- | 100 PCS |



SINK COUPLING 4" (STOP CHOCK)

| CODE | MRP | BOX PACKING |
|------|-------|-------------|
| 2108 | 160/- | 320 PCS |



WASTE COUPLING

| CODE | MRP | PACKING |
|------|------|---------|
| 2109 | 36/- | 960 PCS |




SINK COUPLING 3"

| CODE | MRP | PACKING |
|------|------|---------|
| 2110 | 60/- | 480 PCS |



SINK STRAINER

| CODE | MRP | PACKING |
|------|------|---------|
| 2111 | 20/- | 576 PCS |



CODE - 2201

HEAVY CONNECTION PIPE

| SIZE | PTMT | PACKING |
|-----------------|-------|---------|
| 18 INCH (2 PCS) | 108/- | 450 |
| 24 INCH (2 PCS) | 120/- | 450 |
| 30 INCH (2 PCS) | 132/- | 300 |
| 36 INCH (2 PCS) | 148/- | 300 |
| 1 MTR (1 PCS) | 160/- | 300 |
| 1.5 MTR (1 PCS) | 208/- | 300 |
| 2 MTR (1 PCS) | 256/- | 300 |

| CONNECTOR | |
|-----------|----------|
| SIZE | RATE |
| 15 MM | 6.00/- |
| 20 MM | 8.00/- |
| 25 MM | 11.20/- |
| 32 MM | 20.00/- |
| 40 MM | 22.80/- |
| 50 MM | 30.40/- |
| 65 MM | 56.00/- |
| 80 MM | 78.00/- |
| 100 MM | 136.00/- |

| COLLAR | |
|--------|---------|
| SIZE | RATE |
| 15 MM | 6.00/- |
| 20 MM | 7.60/- |
| 25 MM | 10.00/- |
| 32 MM | 19.80/- |
| 40 MM | 21.60/- |
| 50 MM | 27.80/- |
| 65 MM | 46.00/- |
| 80 MM | 60.40/- |
| 100 MM | 91.20/- |

| R-CONNECTOR | |
|-------------|----------|
| SIZE | RATE |
| 15X20 | 8.4/- |
| 20X25 | 11.20/- |
| 15X25 | 10.60/- |
| 25X32 | 20.40/- |
| 25X40 | 22.80/- |
| 32X40 | 24.00/- |
| 40X50 | 32.00/- |
| 50X65 | 59.00/- |
| 65X80 | 82.00/- |
| 80X100 | 140.00/- |

| INTHRAD COLLAR | |
|----------------|----------|
| SIZE | RATE |
| 15 MM | 11.20/- |
| 20 MM | 14.00/- |
| 25 MM | 18.40/- |
| 50 MM | 48.00/- |
| 65 MM | 76.80/- |
| 80 MM | 88.00/- |
| 100 MM | 163.00/- |

| R-COLLAR | |
|----------|---------|
| SIZE | RATE |
| 15X20 | 8.60/- |
| 20X15 | 8.60/- |
| 25X20 | 11.20/- |
| 25X15 | 10.80/- |



| FOOT VALVE CONNECTOR | | | |
|----------------------|-----------|-------------|---------|
| SIZE | FLAP TYPE | SPRING TYPE | PACKING |
| 15 MM | 68 | 68 | 720 |
| 20 MM | 68 | 68 | 720 |
| 25 MM | 68 | 68 | 720 |



BALL VALVE

Design Collection



| SIZE | UPVC | GRAY | BLACK | PACKING | |
|----------------|-------|--------|-------|---------|------|
| | | | | SHORT | LONG |
| 15 MM (1/2") | 74/- | 67/- | 64/- | 693 | 620 |
| 20 MM (3/4") | 87/- | 76/- | 74/- | 432 | 406 |
| 25 MM (1") | 105/- | 86/- | 84/- | 303 | 267 |
| 32 MM (1 1/4") | 207/- | 144/- | 141/- | 190 | 165 |
| 40 MM (1 1/2") | 243/- | 177/- | 172/- | 138 | 126 |
| 50 MM (2") | 354/- | 250/- | 244/- | 70 | 70 |
| 65 MM (2 1/2") | - | 370/- | 345/- | 50 | 50 |
| 80 MM (3") | - | 513/- | 485/- | 28 | 28 |
| 100 MM (4") | - | 1032/- | 985/- | 16 | 16 |



HEAVY UPVC VALVE

| SIZE | RATE | PACKING | WEIGHT |
|-------|-------|---------|---------|
| 15 MM | 88/- | 480 | 91-96 |
| 20 MM | 112/- | 480 | 127-135 |
| 25 MM | 156/- | 480 | 185-194 |
| 32 MM | 252/- | 165 | 278-285 |
| 40 MM | 332/- | 126 | 368-372 |
| 50 MM | 480/- | 70 | 563-568 |



HEAVY UPVC UNION VALVE

| SIZE | RATE | PACKING |
|-------|-------|---------|
| 15 MM | 104/- | 480 |
| 20 MM | 148/- | 480 |
| 25 MM | 208/- | 480 |
| 32 MM | 336/- | 165 |
| 40 MM | 456/- | 126 |
| 50 MM | 816/- | 70 |

HEAVY CPVC UNION VALVE


| SIZE | RATE | PACKING | WEIGHT |
|-------|--------|---------|---------|
| 20 MM | 200/- | 480 | 115-120 |
| 25 MM | 300/- | 480 | 190-195 |
| 32 MM | 576/- | 165 | 307-312 |
| 40 MM | 880/- | 126 | 425-430 |
| 50 MM | 1450/- | 70 | 810-822 |



U-PVC, C-PVC & PVC ADHESIVE

मजबूती बेमीसाल चले सालो साल

| ML | UPVC | CPVC | PVC | PACKING |
|-------|------|------|-----|---------------------------|
| 50ml | 96 | 104 | 72 | 48 (Tin) 10 Box = 480 PCS |
| 125ml | 148 | 172 | 120 | 24 (Tin) 10 Box = 240 PCS |
| 250ml | 260 | 288 | 193 | 16 (Tin) 10 Box = 160 |
| 500ml | 440 | 500 | 325 | 11 (Tin) 8 Box = 88 |
| 1ltr | 840 | 940 | 620 | 6 (Tin) 8 Box = 42 |



UPVC & CPVC CLAMP

| SIZE | UPVC RATE | CPVC RATE | UPVC PACKING | CPVC PACKING |
|-------|-----------|-----------|--------------|--------------|
| 15 MM | 5.60/- | - | 5000 PCS | - |
| 20 MM | 8.80/- | 8.80/- | 3000 PCS | 5000 PCS |
| 25 MM | 12.00/- | 12.00/- | 2000 PCS | 3000 PCS |
| 32 MM | 16.80/- | 16.80/- | 1500 PCS | 2000 PCS |
| 40 MM | 22.00/- | 22.00/- | 1050 PCS | 1500 PCS |
| 50 MM | 29.00/- | - | 750 PCS | - |

HEAVY PLASTIC MANHOLE COVER

| SIZE | RATE | PACKING | WEIGHT |
|---------|--------|---------|---------|
| 10 X 10 | 164/- | 60 PCS | 450-460 |
| 12 X 12 | 280/- | 40 PCS | 720-730 |
| 15 X 15 | 575/- | 20 PCS | 1.4 kg |
| 18 X 18 | 820/- | 16 PCS | 2.0 kg |
| 18 X 24 | 872/- | 10 PCS | 2.8 kg |
| 21 X 21 | 1050/- | 12 PCS | 2.7 kg |
| 24 X 24 | 1560/- | 10 PCS | 3.5 kg |





FLUSH TANK & CISTERN SEAT COVER *Design Collection*

CLASSIC SIDE HANDLE



| RATE | WEIGHT | PACKING |
|--------|---------|---------|
| 1280/- | 1500 GM | 10 PCS |

CLASSIC DUAL PUSH



| RATE | WEIGHT | PACKING |
|--------|---------|---------|
| 1993/- | 1600 GM | 10 PCS |

ANTIQUE FRONT PUSH



| RATE | WEIGHT | PACKING |
|--------|---------|---------|
| 1657/- | 1550 GM | 10 PCS |

EWG SEAT COVER




| RATE | WEIGHT | PACKING |
|-------|------------|---------|
| 580/- | 760-765 GM | 20 PCS |

EWG SLIM SEAT COVER




| RATE | WEIGHT | PACKING |
|-------|------------|---------|
| 540/- | 760-765 GM | 20 PCS |

HEALTH FAUCET



| RATE | PACKING |
|-------------------------------|---------|
| 520/- (1mtr) & 560/- (1.5mtr) | 100 PCS |

BRASS ABS HEALTH FAUCET



| RATE | PACKING |
|-------------------------------|---------|
| 860/- (1mtr) & 900/- (1.5mtr) | 100 PCS |





ISO 9001:2015 Certified Company



UMIYA PLASTIC IND.
Zak GIDC, Kadadara Road,
Vahelal, Ahmedabad,
Gujrat, 382330.



SCAN FOR ADDRESS



An ISO 9001 - 2015 Certified company

Visit us

www.5starcocks.com

www.umiyaplasticindustries.com

www.5starwatertaps.com

